

Approximately 59½x77½"

## YARDAGE

*Bella Fabrics*

Cream	21470E	2¼ yds
Green Heart	21472Q	¼ yd
Green #1	21473Q	¾ yd
Green #2	21468Q	¾ yd
Green #3	21471QA	½ yd
Brown	21472A	¾ yd
Tan	21468E	½ yd
Stripe	21469QE	1 yd
Border	21467Q	1½ yd
Backing	21467Q	3¾ yd
Batting		68 x 86"

## CUTTING

Cut strips selvage to selvage.

Cream	212 squares 3½"	patchwork backgrounds
Green heart	18 squares 3½"	star centers
Green #1	72 squares 2"	star points
Green #2	72 squares 2"	star points
Green #3	72 squares 2½"	star corners
Brown	17 squares 3½"	nine patch centers
	136 squares 2"	four patches
Tan	136 squares 2"	four patches
Stripe	6 strips 1½" x width of fabric for border 1	
	7 strips 2½" x width of fabric for binding	
Border	7 strips 6½" x width of fabric	

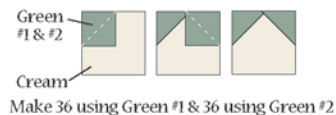
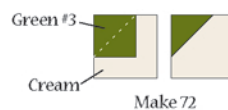
## DIRECTIONS

Use ¼" seam allowance unless otherwise noted. Press as desired.

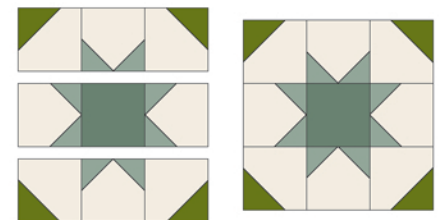
- BLOCKS:** See illustrations
- ASSEMBLE:** Set blocks together, alternating star blocks with 9 patch blocks.
- BORDER #1:** Stitch strips end to end. Press. Cut 2 pieces to fit sides of quilt. Stitch to quilt. Press. Repeat at top and bottom.
- BORDER #2:** Stitch strips end to end. Press. Cut 2 pieces to fit sides of quilt. Stitch to quilt. Press. Repeat at top and bottom.
- LAYER & QUILT:** Piece backing horizontally to same size as batting. Layer and quilt. Trim batting and backing even with quilt top.
- BIND:** Stitch binding strips end to end. Press in half lengthwise, wrong sides together. Bind quilt using 3/8" seam allowance.



BLOCK #1 - Make 18



Blocks - 9½" unfinished



BLOCK #2 - Make 17

